

Oppgave 1) Hva heter notene (noteverdier) ?



A=

D=


B=

E=

C=

F=


Oppgave 2) G-nøkkel: Hvilke toner?




Oppgave 3) F-nøkkel: Hvilke toner?



Oppgave 4) Hva heter disse intervallene?




Oppgave 5) Intervall: Noter riktig tone over




Oppgave 5) Noter følgende skalaer med faste fortegn


C-dur




A-moll



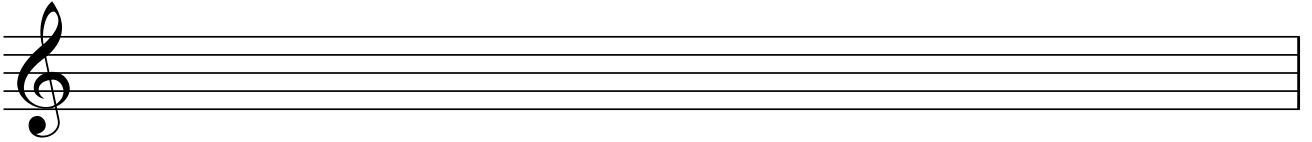
D-moll



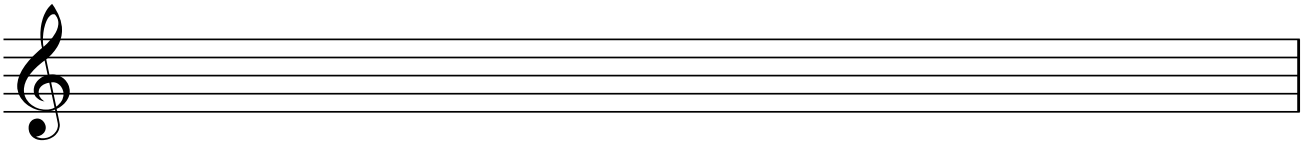
F-moll





G-moll



H-dur



Oppgave 6) Sett besifring over disse akkordene



Oppgave 7) Noter disse akkordene i grunnstilling (bruk løse fortegn)

Cmaj7

F7

Gm7(b5)

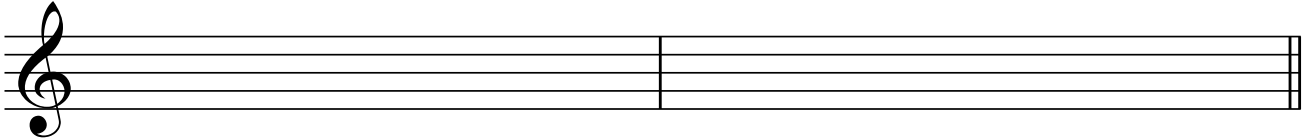
A7(#5)




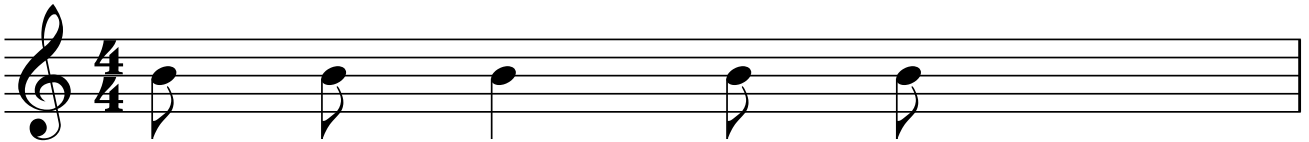
Am7(b5)

Ab⁷C⁷(sus4)

D(add9)



Oppgave 8) Sett inn pausetegn i slutten av takten
slik at takten blir fullstendig



Oppgave 9: Hva hører du?

Intervall:

Treklanger:

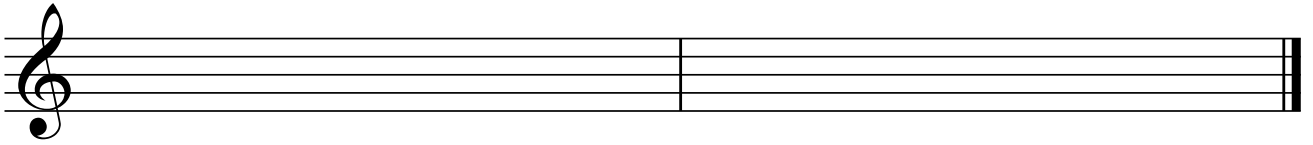
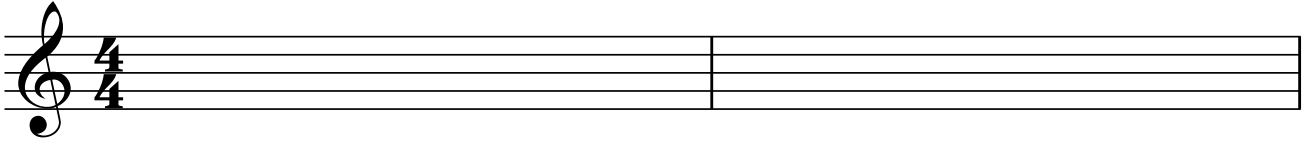
Fireklanger:

- 1)
- 2)
- 3)
- 4)

- 1)
- 2)
- 3)
- 4)

- 1)
- 2)
- 3)
- 4)

Oppgave 10: Melodidiktat



Oppgave 11: Rytmediktat

